

Northwestern State University

Natchitoches, LA • 318.357.6011

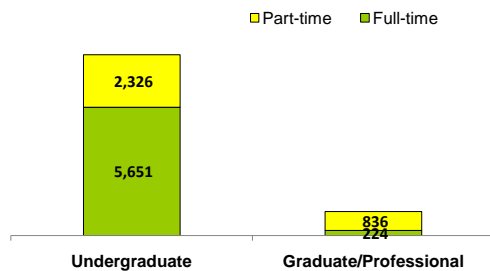
<http://www.nsula.edu/>

Northwestern State University (c.1884) is committed to making a positive difference in the lives of its students. NSU is proud to be 100% nationally accredited in all of our eligible degree programs. The main campus is located in Natchitoches, Louisiana, but NSU makes it possible for students to take classes at one of its three satellite campuses or at one of its six branch campus sites located throughout Central Louisiana. NSU is also a leader in the delivery of internet-based options. NSU is a friendly, student-oriented university that is "large enough to serve you, but small enough to know you."

Student Characteristics (Fall 2007)

TOTAL NUMBER OF STUDENTS 9,037

Student Level and Enrollment Status



UNDERGRADUATE PROFILE

Total 7,977

Gender

Women	5,438	68%
Men	2,539	32%

Race/Ethnicity

African American / Black	2,265	28%
American Indian / Alaskan Native	157	2%
Asian / Pacific Islander	86	1%
Hispanic	171	2%
International	44	1%
White	4,804	60%
Race/Ethnicity Unknown	450	6%

Geographic Distribution (Degree-Seeking)

Louisiana	92%
Other US States & Territories	8%
Other Countries	1%

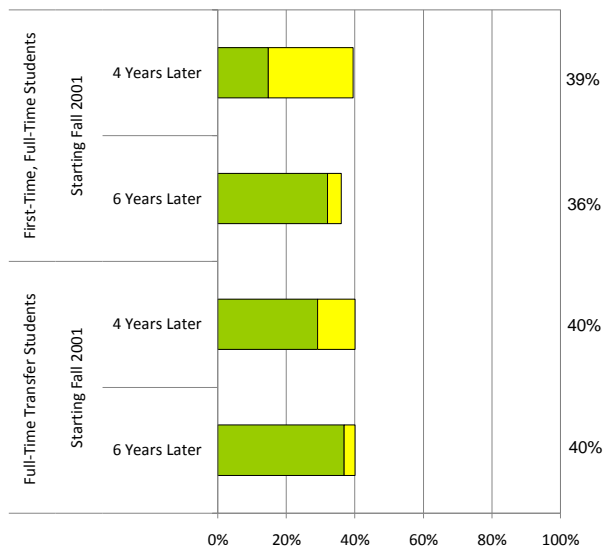
Age (Degree-Seeking)

Average Age	25
Percent of Undergraduates Age 25 or Older	31%

Undergraduate Success and Progress Rate

[More](#)

■ Graduated from NSU
 ■ Graduated from other Institution
■ Still Enrolled at NSU
 ■ Still Enrolled at other Institution




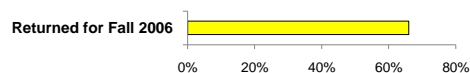
A 39% four-year success and progress rate means that 39% of students starting in Fall 2001 either graduated or are still enrolled at a higher education institution four years later.

Counts for the Fall 2001 entering class shown in the graph above.

- 1,539 First-Time, Full-Time Students
- 282 Full-Time Transfer Students

[CLICK HERE](#) for Detailed Success & Progress Rate Tables

Retention of Fall 2006 First-Time, Full-time Students

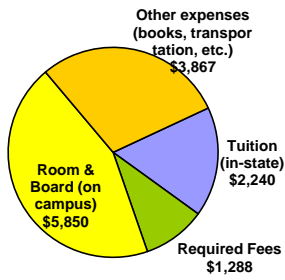


One of the strengths of U.S. higher education is the broad range of diverse institutions, each with its own distinctive mission. We encourage you to check out college web sites and visit campuses to get a more complete picture of the opportunities available to you!

Costs of Attendance and Financial Aid

[More](#)

Typical Undergraduate Costs per Year Without Financial Aid (Full-Time, In-State Students)



Total: \$13,245

[CLICK HERE](#) for typical out-of-state costs and any discipline-specific tuition

The cost to attend varies based on the individual circumstances of students and may be reduced through grants and scholarships.

CLICK HERE
To get a cost estimate for students like you!

Financial Aid Awarded to Undergraduates

Overall Financial Aid

• 90% of Fall 2006 full-time undergraduates received financial aid of some type including need-based loans, work study, and non need-based scholarships.

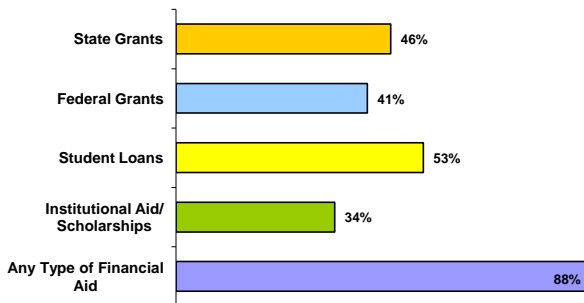
Annual Need-Based Scholarships & Grants

• 42% of Fall 2006 full-time undergraduates received need-based grants or scholarships; the average award for the year was \$3,423.

Annual Need-Based Loans

• 46% of Fall 2006 full-time undergraduates received need-based work-study and/or loans (not including parent loans); the average loan for the year was \$3,480.

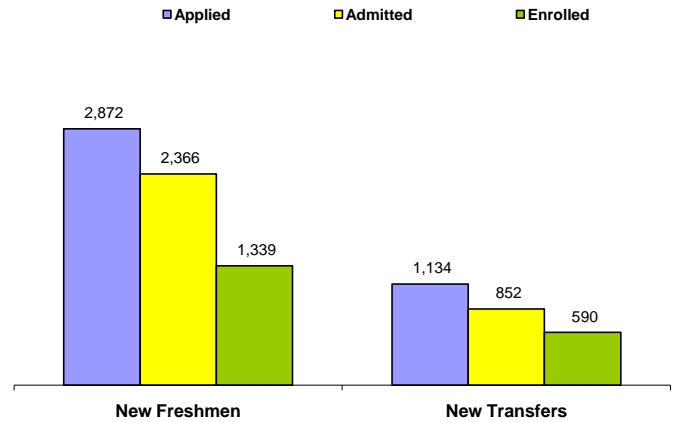
Percent of Fall 2006 First-Time Students Receiving Each Type of Financial Aid



NOTE: Student may receive aid from more than one source.

Undergraduate Admissions

[More](#)



Academic Preparation of New Freshman

Test(s) Required for Admission: SAT and/or ACT

Middle 50% of Test Score Range

	<u>ACT</u>	<u>SAT</u>
Composite	18-23	
Math	17-23	430-553
English	19-24.25	
Critical Reading		440-560

50% of admitted students have test scores within the ranges listed, 25% have scores above, and 25% have scores below.

Percent in top 25% of High School Graduating Class	36%
Percent in top 50% of High School Graduating Class	68%
Average High School GPA (4-point scale)	3.13

Degrees and Areas of Study

[More](#)

Degrees Awarded at NSU in 2006-07

Associate's	373
Bachelor's	1,052
Master's	277
Total	1,702

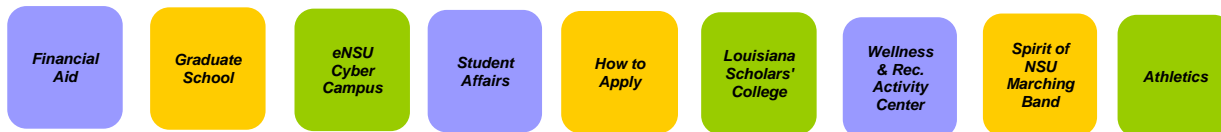
Areas of Study with the Largest Number of Undergraduate Degrees Awarded in 2006-07

Nursing	24%
General Studies	16%
Psychology	8%
Business Administration	8%
Biology	4%
All other degree areas	40%
	100%

[CLICK HERE](#) for a list of undergraduate and graduate programs

The Demons Community

There's something for everyone! With over 100 organizations at NSU to choose from, students can get involved. NSU is proud to host 14 NCAA recognized sports, as well as intramurals and club sports. Check out our great "Spirit of Northwestern" marching band. The state-of-the-art Wellness Center (WRAC) makes it easy for students to stay physically fit while remaining involved on campus. Living on campus is easy – just choose one of our great options that we have to offer. Access to computers abounds, with computer labs in all areas of campus and Wi-Fi connection in designated areas.



Study at NSU [More](#)

Classroom Environment

Students per Faculty	17 to 1
Undergraduate classes with fewer than 30 students	72%
Undergraduate classes with fewer than 50 students	90%

Full-Time Instructional Faculty

Total Faculty	320
% Women	52%
% from Minority Groups	8%
% with Highest Degree in Field	59%

Carnegie Classification of Institutional Characteristics

Basic Type

Master's Colleges and Universities (larger programs)

Size and Setting

Medium four-year, primarily nonresidential

Enrollment Profile

Very high undergraduate

Undergraduate Profile

Medium full-time four-year, inclusive

Undergraduate Instructional Program

Balanced arts & sciences/professions, some graduate coexistence

Graduate Instructional Program

Postbaccalaureate with arts & sciences (education dominant)

NOTE: Institutional classifications based on the Carnegie 2005 edition.

[CLICK HERE](#) for more information on Carnegie Classifications.

Student Housing [More](#)

56% of new freshmen live on campus

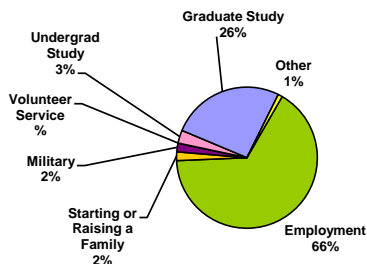
17% of all undergraduates live on campus

Campus Safety [More](#)

NSU assigns the highest priority to student safety. University Police personnel and resources have been expanded, and employee training in security and safety has increased. NSU has installed gates at entrances and expanded campus lighting, surveillance cameras, student escort services, emergency call boxes and other programs to enhance safety. Plans are progressing for an extensive emergency notification system of text messaging, e mail alerts, warning sirens and reverse 911 calls.

[CLICK HERE](#) for Campus Crime Statistics report.

Future Plans of Fall 2007 Bachelor's Degree Recipients



[CLICK HERE](#) for information on survey administration, sample, and response rate.